

# THE PARISH PLAN QUESTIONNAIRE 2004 RESULTS



**This is what you told us**



In March 2004, the Parish Plan Steering Group delivered a questionnaire to every household in the village. The response was tremendous and we received 244 completed surveys. Here we highlight some of the main results. Where shown, percentages (%) are based on the number of replies to an individual question.

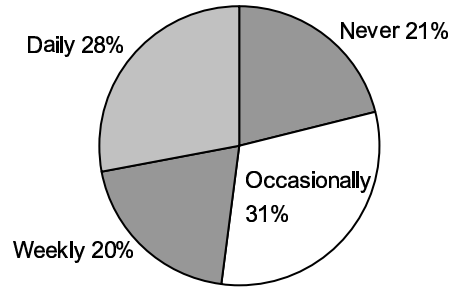
You can get a complete set of results either by accessing the website at [www.xposition.co.uk/parishplan](http://www.xposition.co.uk/parishplan) or by email from [parishplan@xposition.co.uk](mailto:parishplan@xposition.co.uk).

You can also get a printed copy from Jan on 01460 240934

Thank you for your continued support and we hope that you find the results interesting.

## THE COUNTRYSIDE

*“Make footpaths easier for the elderly”*



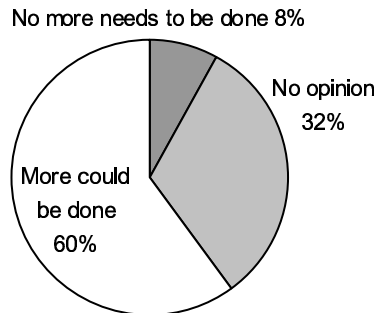
How often do you use the footpaths?

Our footpaths are well used.

Many people would like path maps to be available and better signing.

Stiles are a problem for the elderly and less able.

*“We need a group to tackle local issues”*

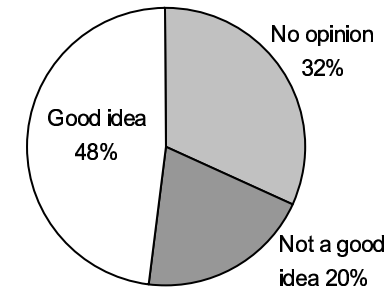


Encouraging and preserving wildlife

3 out of 5 feel more could be done to encourage and preserve wildlife.

Many people said there was a need for an environmental group.

*“Keep the green belt round our village”*



Creating bridle paths around Shepton Beauchamp

65 people are interested in horse riding.

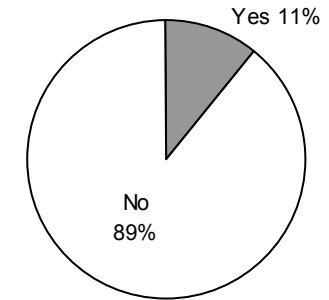
Nearly half of you think it would be a good idea to create bridle paths round the village.

97 people are interested in off-road cycling.

## HEALTH AND DISABILITY

49 people have health problems or disabilities that affect their day-to-day living.

For a small number, accessing services is difficult, especially getting to the doctor.

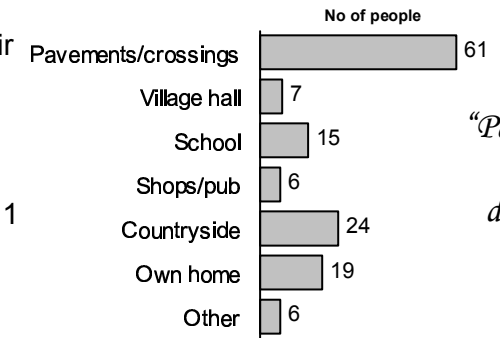


Do you have a health or disability problem?

*“Transport to the surgery or hospital creates difficulties”*

We have 9 wheelchair users and 6 people have mobility scooters. 34 people use a walking frame or sticks and there is 1 guide dog.

61 people find pavements and crossings difficult.

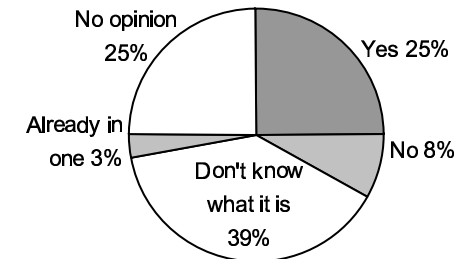


Access problems around the village

*“Pavements are dangerous and need repair”*

26 people are informal carers for someone with a disability or ill health. 11 said they did not have enough support as a carer.

Only 6 people make use of the Voluntary Car Service.



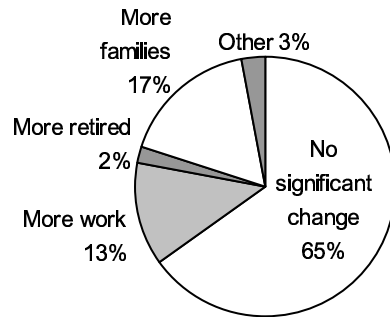
Is there a need for a Good Neighbour scheme?

*“People look out for each other”*

## THE FUTURE

65% of you do not want any significant change.

Others would like to see more families with children and opportunities for employment in the village.

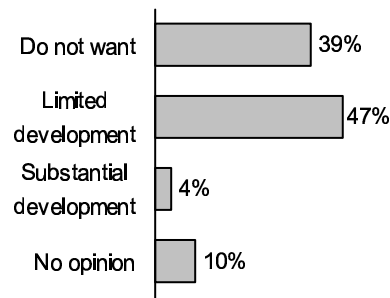


Shepton Beauchamp's future

*"Retain Shepton's special character"*

Nearly 4 out of 10 people do not want any more houses to be built.

Slightly more people would welcome limited development.

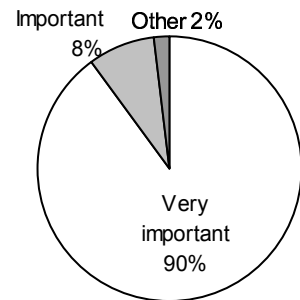


How do you feel about more houses being built?

*"Don't turn us into a small town"*

Nearly everyone feels the village school is very important to the community and 9 out of 10 feel the playgroup is also important.

The church is important or very important to 4 people out of 5.

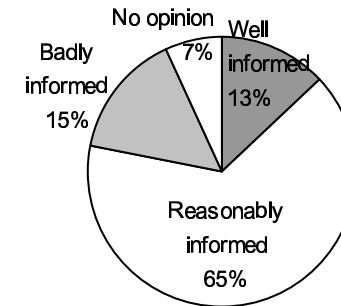


How important is the village school?

*"You need housing for younger families to keep the school alive"*

## COMMUNICATION

*"A village publication would be useful"*



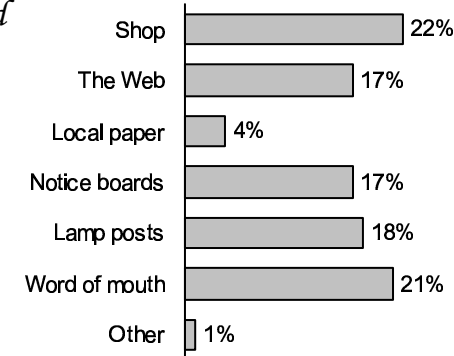
How well informed do you feel?

Most people feel reasonably well informed.

You tell us shop windows and word of mouth are the best ways of getting information.

*"We need a proper village notice board"*

Percentages based on multiple selections



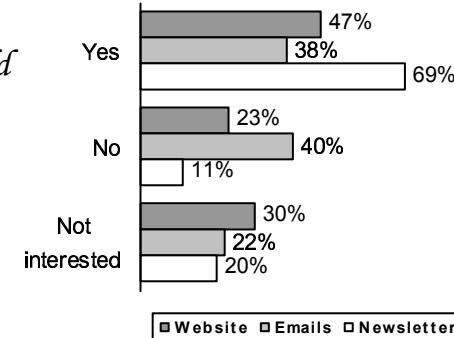
Where do you get information?

4 out of 5 visit the village store/Post Office at least once a week, a good point for sharing information.

You like The Web, but events have often happened before you get the magazine.

*"We could do more with our website"*

Percentages based on multiple selections



What else would you like?

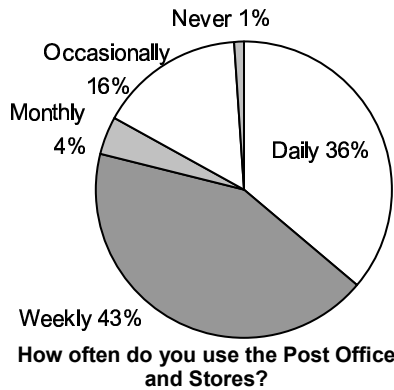
54% of households have access to the Internet, 55% have an email address. These people would like broadband to be available.

7 out of 10 would like Shepton to have its own newsletter.

## THE SHOPS AND PUB

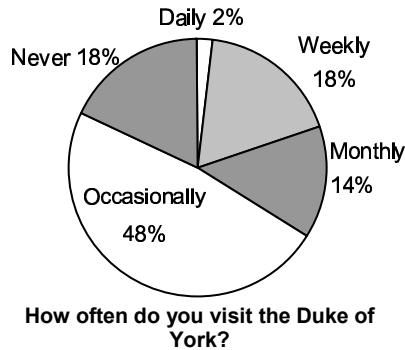
For some people, the local shops were the main reason for coming to live here.

The Post Office and Store is the most visited shop with over a third of you going in daily.



*“Without the post office village life would suffer”*

The pub has regular customers with many more enjoying the occasional visit. 92 of you go there at least once a week.



*“What I like most about Shepton is the pub”*

7 out of 10 use the butchers and the farm shops, many on a regular basis. You go to the watchmakers when the need arises.

1 in 10 uses the mobile library and several mentioned the village lending library.

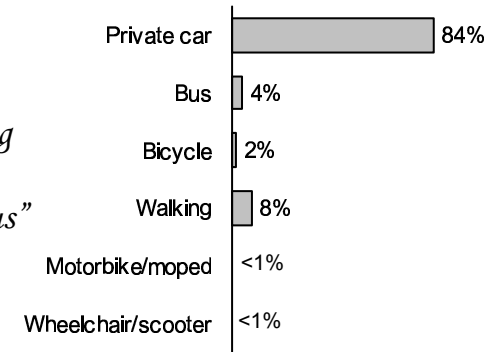
	Daily	Weekly	Monthly	Occasionally
Butchers	16	108	44	132
Farm shops	2	64	37	197
Other shops	10	19	4	221

How many people use the other shops?

*“I always use the local shops when I can”*

## GETTING AROUND

*“Speeding cars are dangerous”*

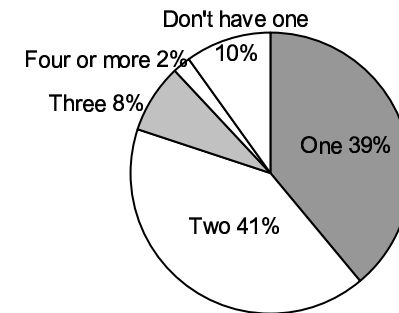


Your main mode of transport

Most people rely on their cars, although 1 in 10 households do not have a car.

Over half think the local roads are poor. A 20 mph speed limit in the village would be popular.

*“Let’s reduce traffic congestion with more off-road parking”*

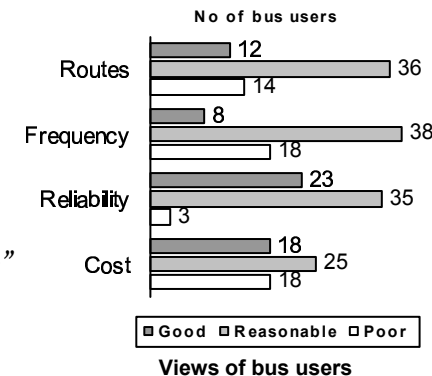


How many cars in your household?

68% of car owners never have a problem parking, over half use their own drive or garage. 22% park on the road.

54% of you would like to see more off-road parking.

*“I don’t know enough about the bus routes”*



Views of bus users

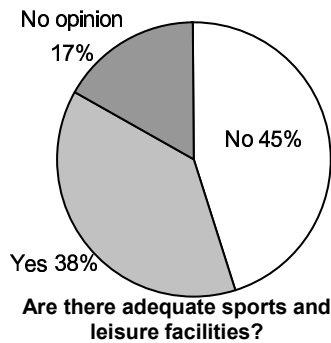
Only 30 people use the bus regularly, with a further 42 using it occasionally.

Many people told us they would have great problems without their cars.

## LEISURE AND AMENITIES

A third of villagers belong to at least one village club.

People want to participate in health and fitness, but there isn't anywhere for them to do it.

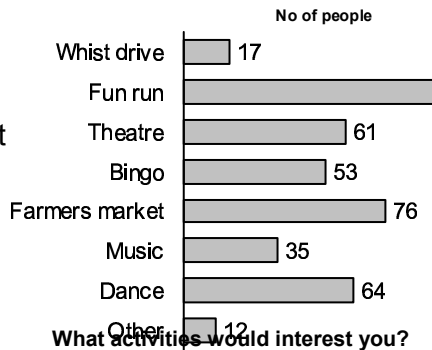


*"We need a suitable sports hall"*

94 people say they would like a fun run.

There is considerable interest for dance classes, a theatre group and a farmer's market.

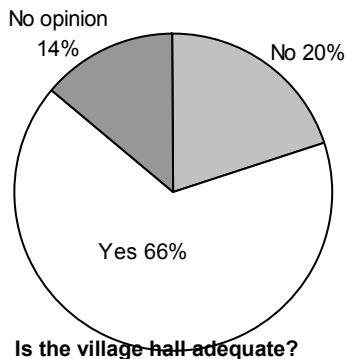
A tennis court would be popular.



*"Let's have a yearly village get-together"*

Whilst two thirds of you thought the village hall was adequate, many people thought that it was overbooked or too small.

39% of you feel there is a need for adult education, preferably in the evening.



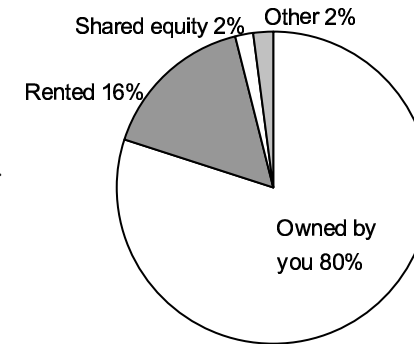
*"The hall's overused"*

## HOUSING

*"There is a lack of housing to rent"*

*"Young people can't afford to stay in the village"*

*"Surely something can be done?"*

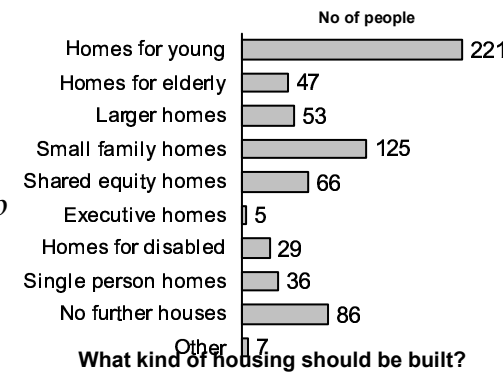


About your home

Many villagers own their own homes.

Oil is the main source of heating for half of all households.

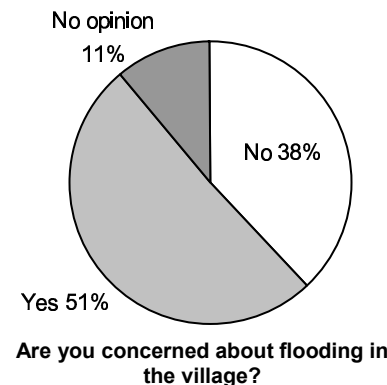
57% of you would like mains gas to be available.



What kind of housing should be built?

Whilst 4 out of 10 do not want further building, villagers feel priority should be given to homes for young people and families.

Many people would support new houses for parishioners.



25 people suffer from flooding in their homes.

Over half of you are concerned about flooding in the village and the state of the roads after storms.

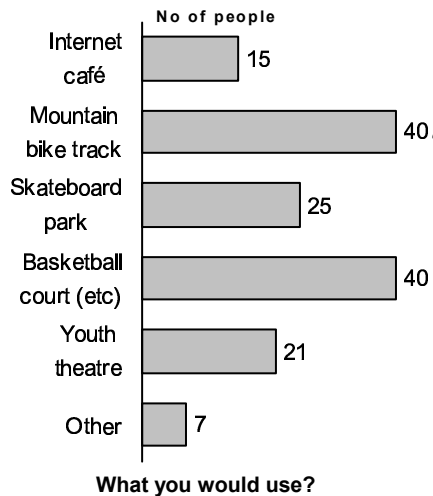
## YOUNG PEOPLE

39 people use the playground at least once a week. Another 123 people use it occasionally. Whilst the facilities are reasonable, there is scope for improvement.



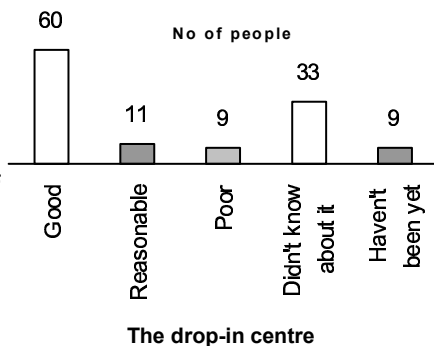
*"Better facilities would prompt more use"*

A hard kick-about area and basketball net would be popular, as would an off-road mountain bike area.



*"There's not much for girls to do"*

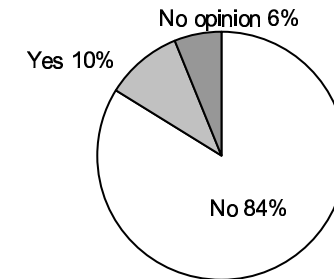
Many people think the new youth club (drop-in centre) is good. It has the largest attendance of all the youth activities in the village.



*"It's great to have somewhere to go"*

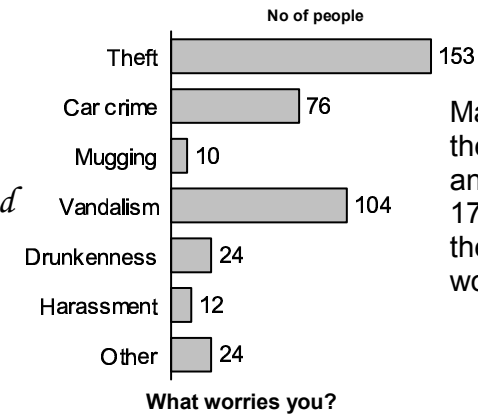
## COMMUNITY SAFETY

*"There never seems to be much trouble – we are very lucky"*



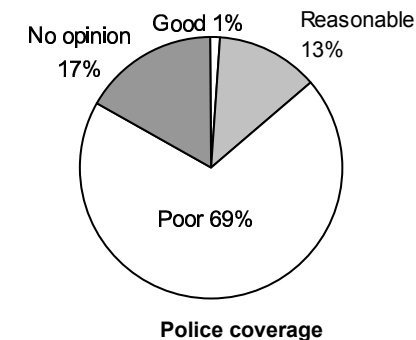
Most people feel safe in the village. Only 16% want more street lighting, especially near the church. Rowdiness is a problem for some people.

*"Reintroduce the Neighbourhood Watch Scheme"*



Major concerns are theft, vandalism and mugging, but 172 people said they had no worries.

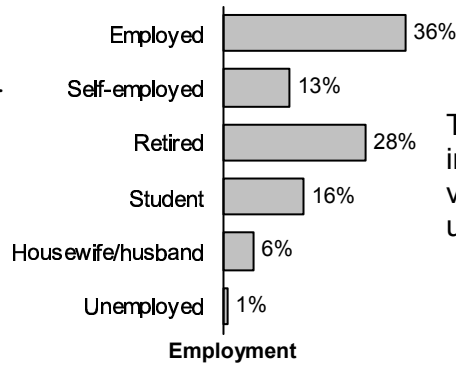
*"We never see a policeman – we need more police visits"*



69% of you say police coverage is poor. People are not always sure if their home is covered by a Neighbour-hood Watch Scheme, but many are interested in joining.

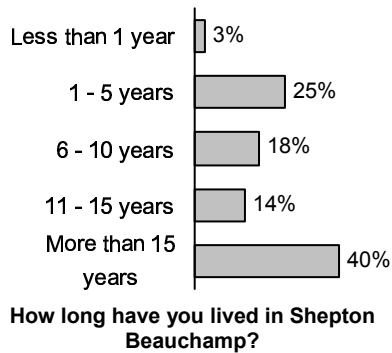
## MORE ABOUT YOU

*"More local employment would be good"*



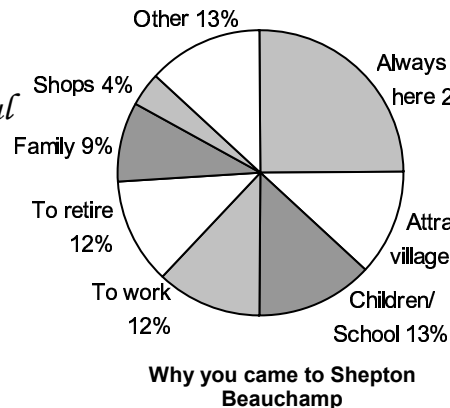
There is a good mix in the village with very low unemployment.

*"I've lived here all my life"*



A quarter of all households have always lived here, but there has been a significant influx of people in the last five years.

*"It's a beautiful place"*



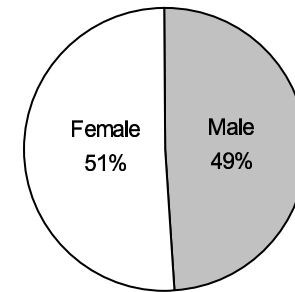
With the exception of people who have always lived here, there is no overriding reason why people came to live in Shepton Beauchamp.

This illustrates the many attractions of the village.

## LISTENING TO YOU

We sent out 324 questionnaires and 244 were returned.

This was an overwhelming 75% response rate showing how interested you all are in the future of our village.

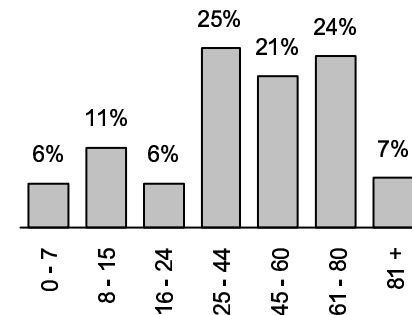


Who replied

*"It's great that we could all have a say"*

All ages were represented.

Parents told us their children were pleased to be included and that answering the questions made them feel important.

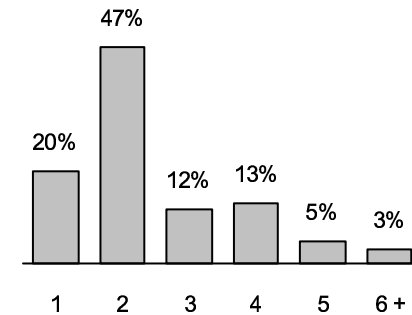


Respondents by age group

*"Our children took it very seriously"*

Only 33% of households have more than two people.

Each questionnaire allowed up to six people to give their views. Overall, we had answers from 517 people.



Number of people in your household

*"Make sure the Parish Plan includes everyone"*

## NEXT STEPS - THE ACTION GROUPS

We have held the Village meetings, enjoyed the Parish Plan Tea Party and completed the Village questionnaire. Now for the next stage - setting up Action Groups for each of the following areas:

<ul style="list-style-type: none"><li>○ Communication</li></ul>	<ul style="list-style-type: none"><li>○ Housing</li></ul>
<ul style="list-style-type: none"><li>○ Health and age concerns</li></ul>	<ul style="list-style-type: none"><li>○ Leisure, education and culture</li></ul>
<ul style="list-style-type: none"><li>○ Environment</li></ul>	<ul style="list-style-type: none"><li>○ Youth activities</li></ul>
<ul style="list-style-type: none"><li>○ Traffic, roads and community safety</li></ul>	

**This is your chance to make a real difference.**

Each Action Group will look in more detail at the issues you have told us about. The groups will then draw up plans for improvements and changes for each area.

These plans will be combined to form The Parish Plan, which we will present to the Parish Council before the end of the year.

After this, the groups will begin the most challenging and exciting phase - seeking the assistance necessary to turn the plans into reality. Of course, there is no guarantee that we will get everything we want, but without your help, we will get nothing!

If you are interested in joining one of the groups, please contact a Steering Group member, or telephone Brian on 01460 240471, or email Jan at [parishplan@xposition.co.uk](mailto:parishplan@xposition.co.uk).

Many thanks for your help.

*The Steering Group*

Members of the Steering Group:

Terry Bate, Lucy Blows, Jan De Caux, Jackie Priddle, Sharon Roberts, Fiona Rowswell, Debbie Welch, Brian Whalan and Emily Winter.



[www.xposition.co.uk](http://www.xposition.co.uk)

All content ©2004 The Steering Group.  
Produced in the village by **xposition**